


Model No. : OEM-JT03



Product Introduction

Standard pump head with compact structure, exquisite appearance, fixed occlusion and stable running. Can stack several pump heads, and support various equipment.

Typical Application

1. Use in the ice cream machine and coffee making machine
2. Support COD on-line monitor

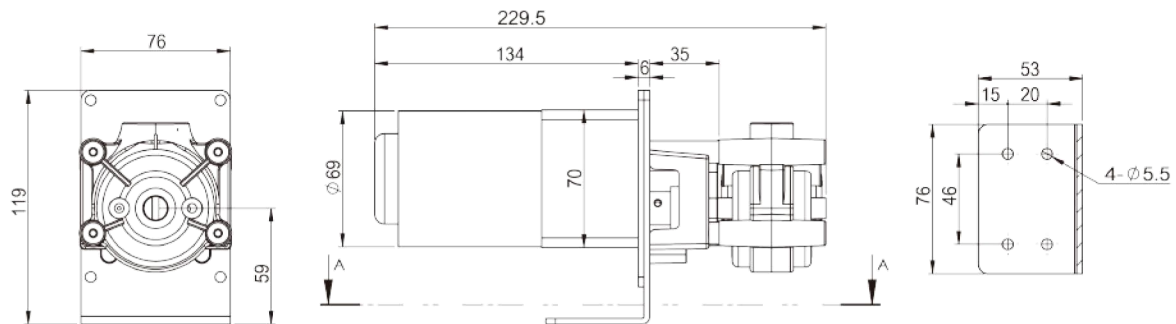
Flow Data

Model No.	Housing Material	Rollers Material	Tubing		Speed range(rpm)	Flow rate(mL/min)	Weight(kg)
			Tubing size	ID×Wall thickness(mm)			
SN15-14	PC	304 Stainless steel	14#	1.6×1.6	35-350	8.4-84	0.20
SN15-16			16#	3.1×1.6		30.8-308	
SN25			24#	6.4×2.4		87.5-875	


Motor Specification

Model No.	OEM-JT03
Flow rate	8.4-875mL/min
Motor type	AC speed adjustable motor
Voltage	AC220V(standard) DC110V(optional)
Speed	35-350rpm
Speed error	≤±10%
Working environment	0-40°C, 80%RH

Dimension Drawing (Unit:mm)



Tubing Installation Procedure



A. Disassemble the pump head, and press the tubing on the rollers.



B. Make the tubing go around the rollers one cycle, and merge it on the exit.



C. Tighten the tubing aptly, and load the other half pump head body.