

IP66 Industrial Peristaltic Pump

Model : HPN300/KD15/KD25

Flow Rate : 0.0079-1766.32mL/min

IP rate : IP66

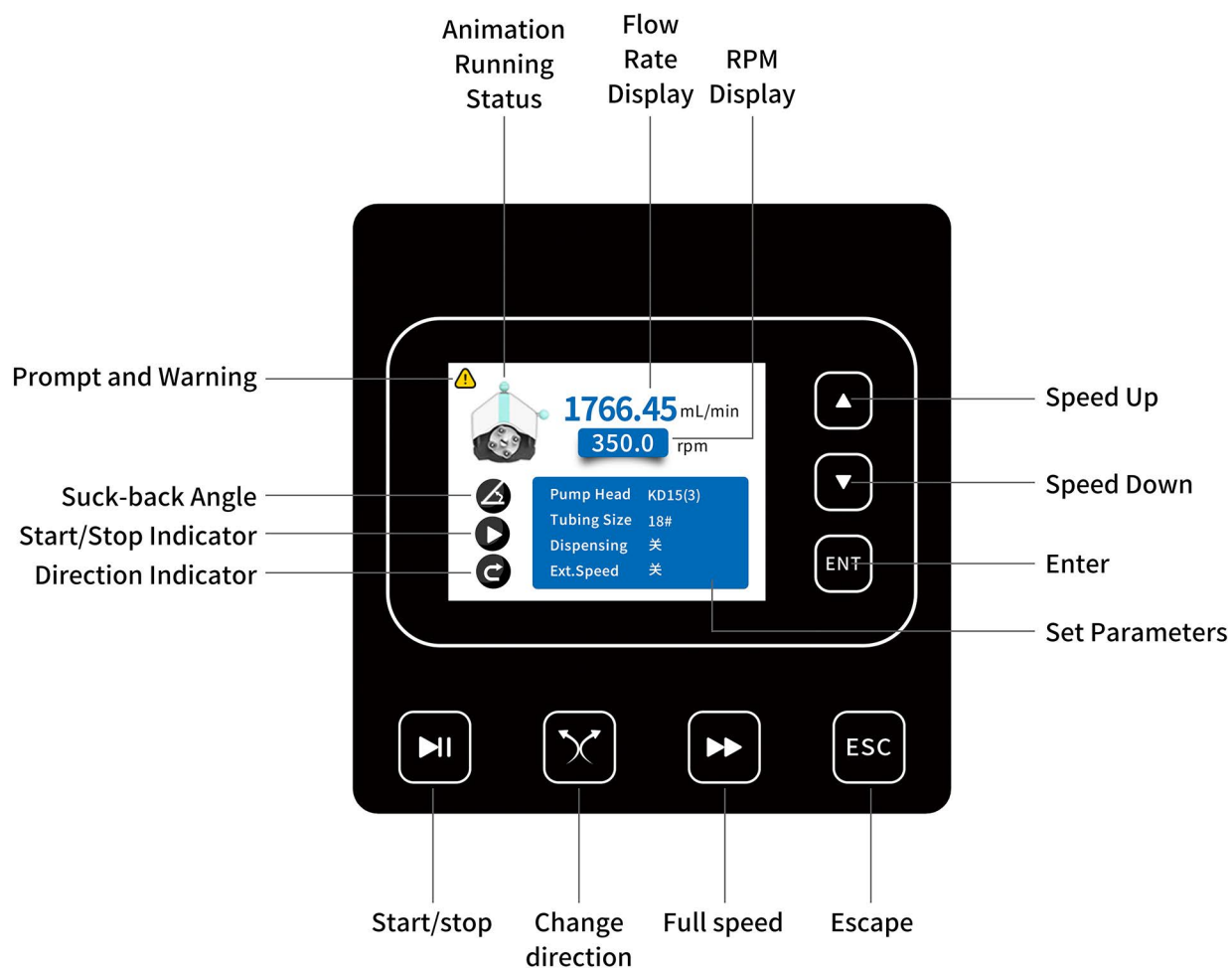


Product Overview

- The protection level of the whole machine shell reaches IP66 and is designed specifically for industrial environments. The body has 6 types of sealing structures, which can withstand all kinds of harsh and hot environments, and ensure long-term stable operation of equipment.
- The 3.2-inch color LCD screen combined with commonly used buttons makes operation convenient.
- The animation displays the operating status, with flow rate and speed shown simultaneously on the screen.
- Supports flow calibration and online fine-tuning.
Multiple external control methods easily meet remote control requirements.
- Supports RS485 communication and the standard Modbus communication protocol (RTU mode) to meet various applications.
- Supports a key lock function with adjustable lock time.



Control Interface



Pump Head

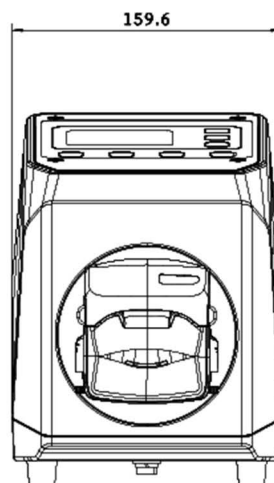
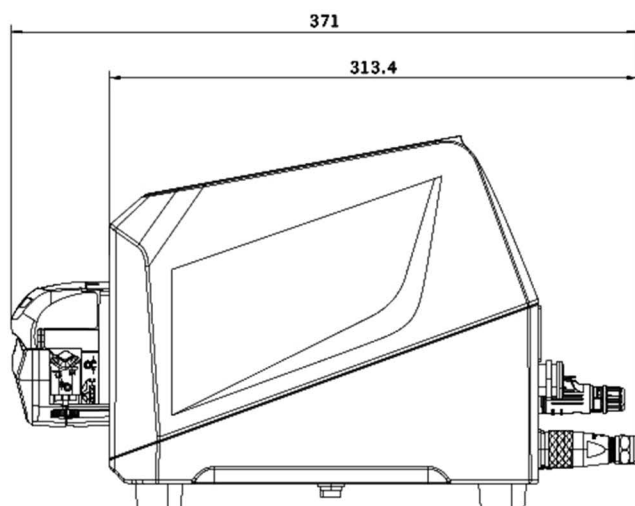


KD15/KD25

Pump Head	Tubing Size	Speed	Flow rate(mL/min)
KD15	13#, 14#, 19#, 16#, 25#, 17#, 18#	0.1-600rpm	0.0079-1766.32
KD25	15#, 24#		0.1979-1369.05



■ ■ ■ Dimension Drawing(mm)





Specifications

Implementation standards	GB/T4208-2017, Q/BSC01-2019
Shell material	Aluminum alloy
Speed range	0.1-350 rpm
Speed adjustment resolution	0.1 rpm
Display method	3.2-inch true-color LCD screen
Control method	Mechanical button, external signal, communication control
Working mode	Transmission modes, dispensing
Transmission mode	Continuous operation according to the set speed (flow rate displayed on the same screen)
Dispensing	Automatic stop after timed operation according to the set time
Dispensing time range	0.1 seconds - 9999 hours
Back suction angle setting	0-360°
Communication interface	RS485
Communication protocol	Modbus protocol (RTU mode)
External control speed control signal	External speed control signal: 0-5V, 0-10V, 4-20mA (selectable)
External control signal input	Active switch signal (5-24V) controls start/stop, direction, full speed; passive switch signal controls start/stop
External control signal type	Pulse and level modes selectable
Signal output	pen collector output operation status
Lid open stop function	Prevents accidental operation and protects user safety (works when compatible with pump heads with lid open stop function)
Button lock function	Lock time setting range: 5 seconds - 60 seconds
Driver size	Dimensions: 269mm x 160mm x 221mm (L x W x H)
Driver weight	5.9Kg
Applicable power supply	AC110-220V±10%, 50/60Hz
Rated power	80W
Operating temperature	0-40°C
Operating humidity	<100%
Protection class	IP66



IP Ratings

SOLIDS		IP[XX]	WATER	
0	NO protection		NO protection	0
1	Solid foreign objects diameter >50mm		Vertical dripping water	1
2	Solid foreign objects diameter >12mm		Dripping water when tilted at 15°	2
3	Solid foreign objects diameter >2.5mm		Spraying water	3
4	Solid foreign objects diameter >1mm		Splashing water	4
5	Dust protected		Water jets	5
6	Dust-tight		Powerful water jets	6
			Short time immersion, up to 1 meter depth	7
			Continuous immersion, 1 meter or more depth	8